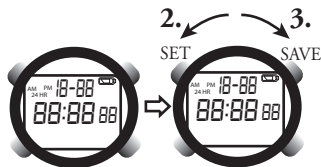
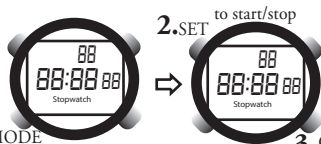


Time/Date



- 1. MODE**
Hold 3 secs
SET → Select AM, PM, or 24HR → SAVE
SET → Select hour → SAVE
SET → Select minute → SAVE
SET → Select year → SAVE
SET → Select month → SAVE
SET → Select day → SAVE

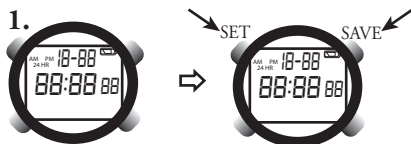
Stopwatch



- 1. MODE**
Press 1 time
- 2. SET**
to start/stop
- 3. CLEAR**
to clear

Lock

(Prevents re-programming, only backlight functions while locked)



- 1. Time/Date screen**
- 2. Hold SET & SAVE 3 secs** = Lock icon
- 3. Hold SET & SAVE 3 secs** = unlock

Countdown Timer




- 1. MODE**
Press 2 times
- 2. MODE**
Hold 3 secs
- 3. SET**
SET → Select start hour → SAVE
SET → Select start minute → SAVE
SET → Select stop hour → SAVE
SET → Select stop minute → SAVE
SET → Select interval hour → SAVE
SET → Select interval minute → SAVE
SET → Select sound & vibration → SAVE
- 4. SAVE**

Erase countdown



- 1. MODE**
Press 2 times
- 2. MODE**
Hold 3 secs
- 3. CLEAR**

Alarms



- 1. MODE**
Press 3 times
- 2. MODE**
Hold 3 secs
- 3. SET**
SET → Select alarm 1-9 → SAVE
SET → Select hour → SAVE
SET → Select minute → SAVE
SET → Select sound & vibration → SAVE
Repeat steps to set multiple alarms
- 4. SAVE**

Erase alarms



- 1. MODE**
Press 3 times
- 2. MODE**
Hold 3 secs
- 3. CLEAR**
Press to erase alarm
Hold to erase all

WobL+™

Instructions • Instruktioner • Instructions
Anweisungen • Istruzioni • Instrucciones
wobwatch.com

(Backlight)



MODE CLEAR

Features

- Time/Date
- Stopwatch
- Countdown timer
- 9 alarms
- Sound & vibration
- Lock
- Backlight
- 10 ATM Water-resistant

