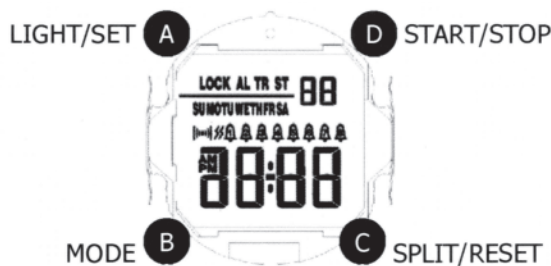


Wobl™

“The World’s Smallest Vibrating Watch”

Instructions



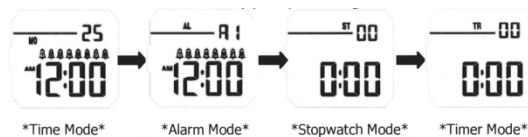
NOT WATERPROOF

Watch Functions

Time display in month, day, hour, minute, and second
8 sound and/or vibration alarms (each alarm is 15 seconds)
Stopwatch (chronograph) 1/110 second
Countdown and repeat timer (range 15 minutes to 24 hours)
Lock function to prevent accidental re-programming
12/24 hour display
Display light

Function Modes

Press Mode Button(B) to Cycle Through Each Mode



To Set Time, Date, & Month

Press B - to advance to *Time Mode*
Press and hold A until the seconds flash
Press B - minutes will be flashing
Press D - to advance the minutes
Press B - hour will be flashing
Press D - to advance the hour
Press B - date will be flashing
Press D - to advance the date
Press B - month will be flashing
Press D - to advance the month
Press B - year will be flashing
Press D - to advance the year
Press A - to confirm time and date settings
Press D - to change 12/24 hour display
Press C - to display the date

To Lock Buttons

Press B - to advance to *Time Mode*
Press and hold B and C together at the same time to lock the buttons
“LOCK” icon will appear
When buttons are locked, only light button will be working
Press and hold B and C together at the same time to remove the lock-out feature (“LOCK” icon will disappear)

To Set Alarm and/or Vibration

Press B - to advance to *Alarm Mode*
Press D - 1 time to turn on the alarm, 2 times to turn on the vibration, or three times to turn on both alarm and vibration
When sound alarm is on, ☹☹☹ will display
When vibration is on, ☹☹☹☹☹ will display
When both sound and vibration is on, ☹☹☹☹☹ will display

Each vibration/alarm is 15 seconds

To Set Countdown Timer

Press B - to advance to *Timer Mode*
To set time limit (ex. alarm from 8:00am to 9:00pm):
Press and hold A until starting hour flashes
Press D - to advance the hour
Press B - ending hour will be flashing
Press D - to advance the hour
To set time interval (ex. alarm every hour, or every two hours):
Press B - hour will be flashing
Press D - to advance the hour
Press B - minutes will be flashing
Press D - to advance the minutes
Press A - to confirm the timer setting
Press D - to start the countdown timer
Press B - to return to *Time Mode*
Press D - to stop countdown timer

Timer will automatically restart daily

*Time can only be started if within the set time limits

To Set 8 Individual Alarms

Press B - to advance to *Alarm Mode*
Each alarm is numbered A1-A8
To set A1, press and hold A until hour flashes
Press D - to advance the hour
Press B - minutes will be flashing
Press D - to advance the minutes
Press A - to confirm the time entered
🔔, 🔔, etc. will appear to show the alarm has been set
Press C - to move between alarms (A1-A8)
Continue above steps to set additional alarms
Press B - to return to *Time Mode*

To Set Stopwatch

Press B - to advance to *Stopwatch Mode*
Press D - to start the stopwatch
Press D again - to stop
Press C - to return to 0

To Erase An Alarm

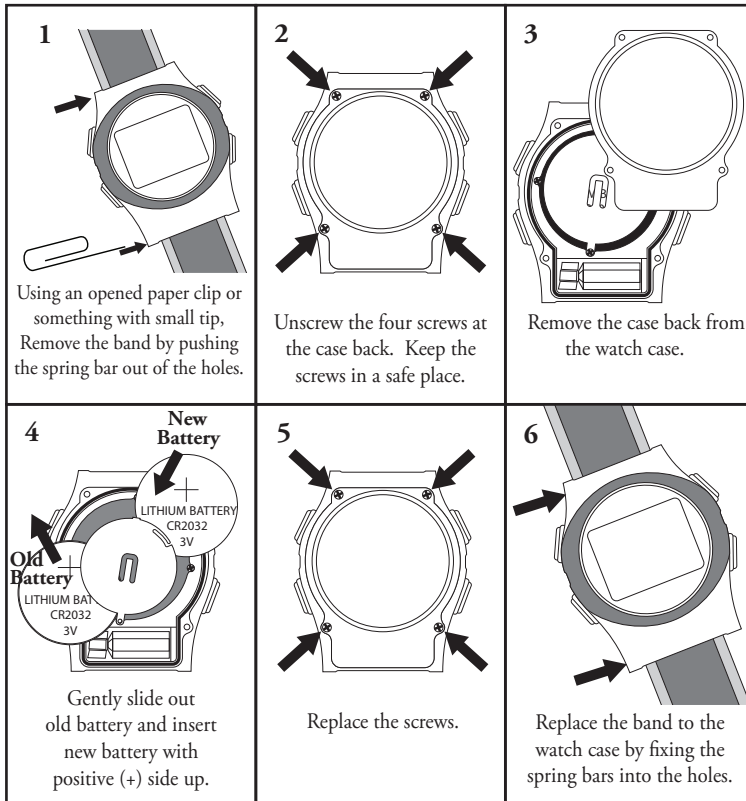
Press B - to advance to *Alarm Mode*
Press C until you get to specific alarm you want to erase
Press and hold C until 🔔, 🔔, etc. disappears
Press B - to return to *Time Mode*

WobL™

Battery Instructions

Please Read Carefully

Battery life depends on usage (vibrating watches require frequent battery changes). **Battery type is CR 2032.** Keep batteries away from children. Please contact Knox Watches if you have any questions regarding the battery replacement process.



Warranty

Please Read Carefully

Your watch has been manufactured to high standards and all parts have been assembled and tested with great care. Your watch is guaranteed against all defects for a period of 6 months from the date of purchase. The guarantee however does not cover damage through accident, negligence, or misuse. This guarantee does not affect your statutory rights. **Knox Watches IS NOT LIABLE FOR ANY SPECIAL, INCIDENTAL, OR CONSEQUENTIAL DAMAGES.** IMPORTANT - not covered by guarantee: 1. Batteries, straps, and display screen. 2. Damage caused by accident, misuse, incorrect battery replacement, or lack of care. Your watch is water resistant and will withstand accidental splashing or rain, but is not suitable for swimming. The watch should not be operated near water. If it is determined that your watch has been damaged by water it will void the warranty. If your watch requires attention under the terms of the warranty, then please mail the *watch only* (we suggest certified or insured delivery) along with proof of purchase and a brief note to explain the fault to the address below. Do not send the box or other packaging material if you are claiming a faulty watch. If the watch is determined to be faulty within 6 months of purchase then Knox Watches will replace the watch free of charge. Knox Watches will not refund shipping or any other expenses. If the watch is determined to be functional and without defect, then it will be returned to the customer. Knox Watches will not refund monies for any watch that is worn or shows any wear or damage. In the event that Knox Watches elects to return monies for an unused watch, the customer may be charged a 20% restocking and processing fee.

1.877.768.8963

Knox Watches
6804 Baum Drive
Knoxville, TN 37919

knoxwatches.com

Models include:
WobL - Blue (188813000308)
WobL - Purple (188813000315)
WobL - Pink (188813000339)
WobL - Black (188813000322)